

2023 Domestic Migration Data

How is Colorado's Population Changing?

Author: Chris Brown

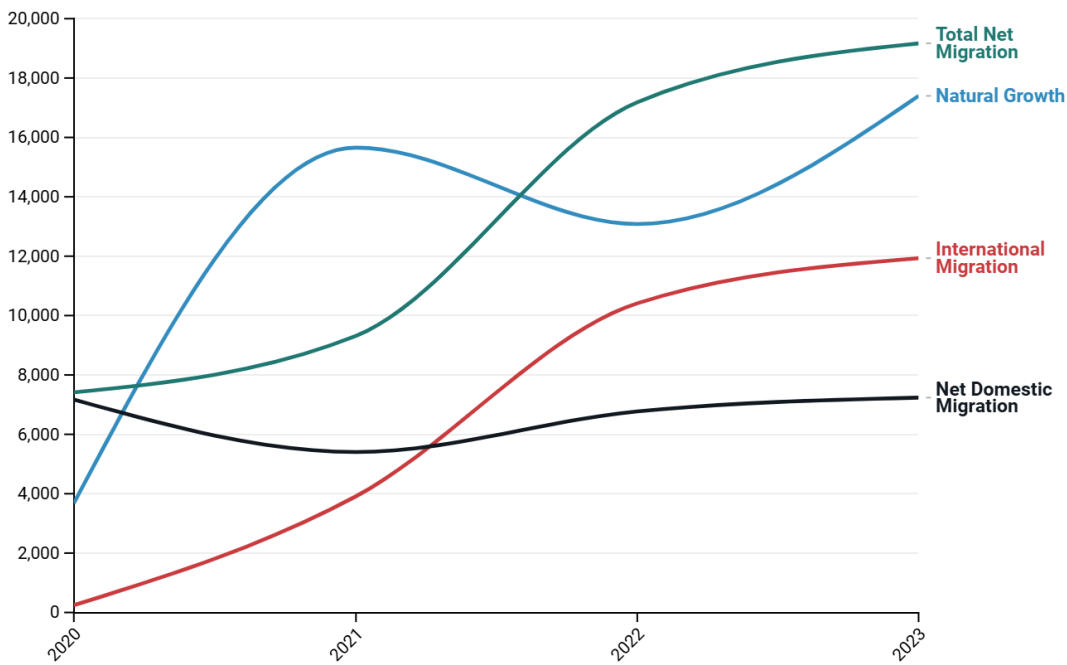
The latest state-to-state migration flow statistics continue to show the state is no longer one of the top destinations in the nation. The most recent data from the U.S. Census demonstrates that in the early 2020s, Colorado is gaining more people through international migration than domestic migration. The state is gaining only a fraction of the domestic migration it used to capture. Also of note, Colorado is gaining more people from migration than from births.

- **Colorado is no longer a top ten state for migration. Colorado ranked 16th** for domestic + natural population gain in 2023 out of 30 that had a net increase. It ranked in the top ten through the 2010s, including 2nd in the nation in 2015.
- In terms of domestic migration, of the nearly 900,000 people who moved states, 53% of those movers went to Florida, Texas or North Carolina with Florida and Texas each getting more than 20% of movers. Only .8% of the movers chose to move to Colorado.
- Colorado saw more of a net gain of Californians than any other state, nearly twice as many as from the next-highest state, Texas.
- Colorado lost more people to Nevada than any other state, followed by Oklahoma, Wyoming, and Arkansas.
- The state's **total population** increased by 36,571 people, reaching 5.878 million.
- This is 7,000 more people than in 2022 but less than half the average growth between 2011 and 2020.
- The state gained more people by moving in than it did by births. The **natural increase** in the state's population - births minus deaths - was 17,399, 48% of growth.
- Colorado gained more people from **international migration** than domestic migration in 2022 and 2023.
- Colorado gained 11,931 individuals from international migration. This is nearly three times higher than in 2021
- **Domestic migration** increased slightly in 2023 to 7,236, just 16% of the average level of domestic migration between 2015 and 2019.

Colorado Migration Data				
	2020	2021	2022	2023
Total Population	5,785,219	5,811,596	5,841,039	5,877,610
Natural Growth	3,679	15,656	13,083	17,399
International	244	3,913	10,413	11,931
Net Domestic Migration	7,169	5,404	6,772	7,236
Total Net Migration	7,413	9,317	17,185	19,167

Source: U.S. Census Bureau

Colorado Population Components of Change

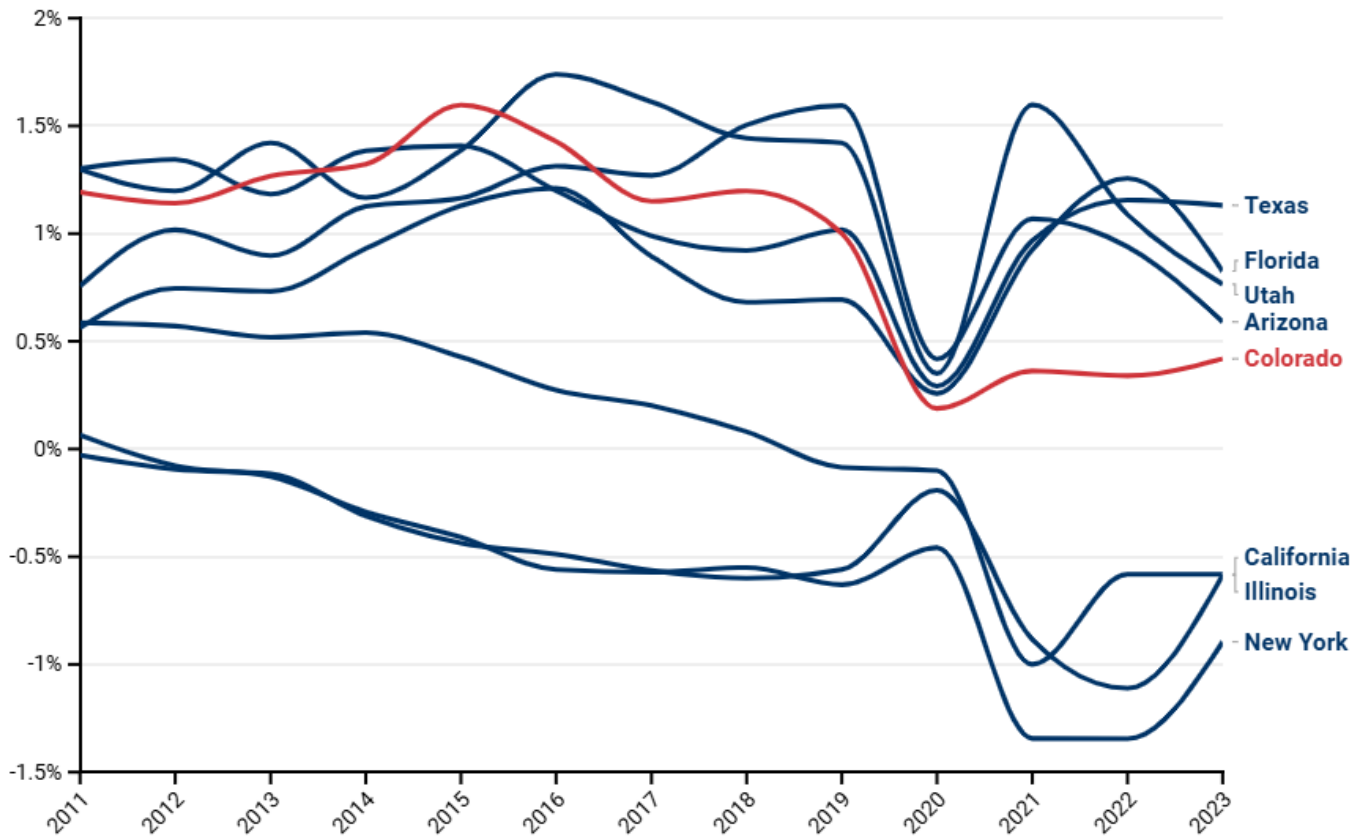


Source: U.S. Census

Domestic Migration

- 899,481 Americans moved to a different state from the one they lived in the year before.
 - 53% of those movers went to Florida, Texas or North Carolina with Florida and Texas each getting more than 20% of movers.
 - 71% of movers left the states of California, New York and Illinois. More than 555,000 people left the states of California and New York.
- Colorado's has 1.6% of the U.S. population, but captured half of its interstate movers. 7,236 or .8% of all movers chose to locate to Colorado in 2023.
- Colorado's net migration + natural increase as share of population ranked 16th nationally improving from 19th last year. Colorado's rank was in the top ten between 2010 and 2019 peaking at 2nd in 2015.

Domestic Migration + Natural Increase as a Share of Population, 2011–2023



Source: U.S. Census (2011-2019 from 2010 Census, 2020-2023 from 2020 Census)

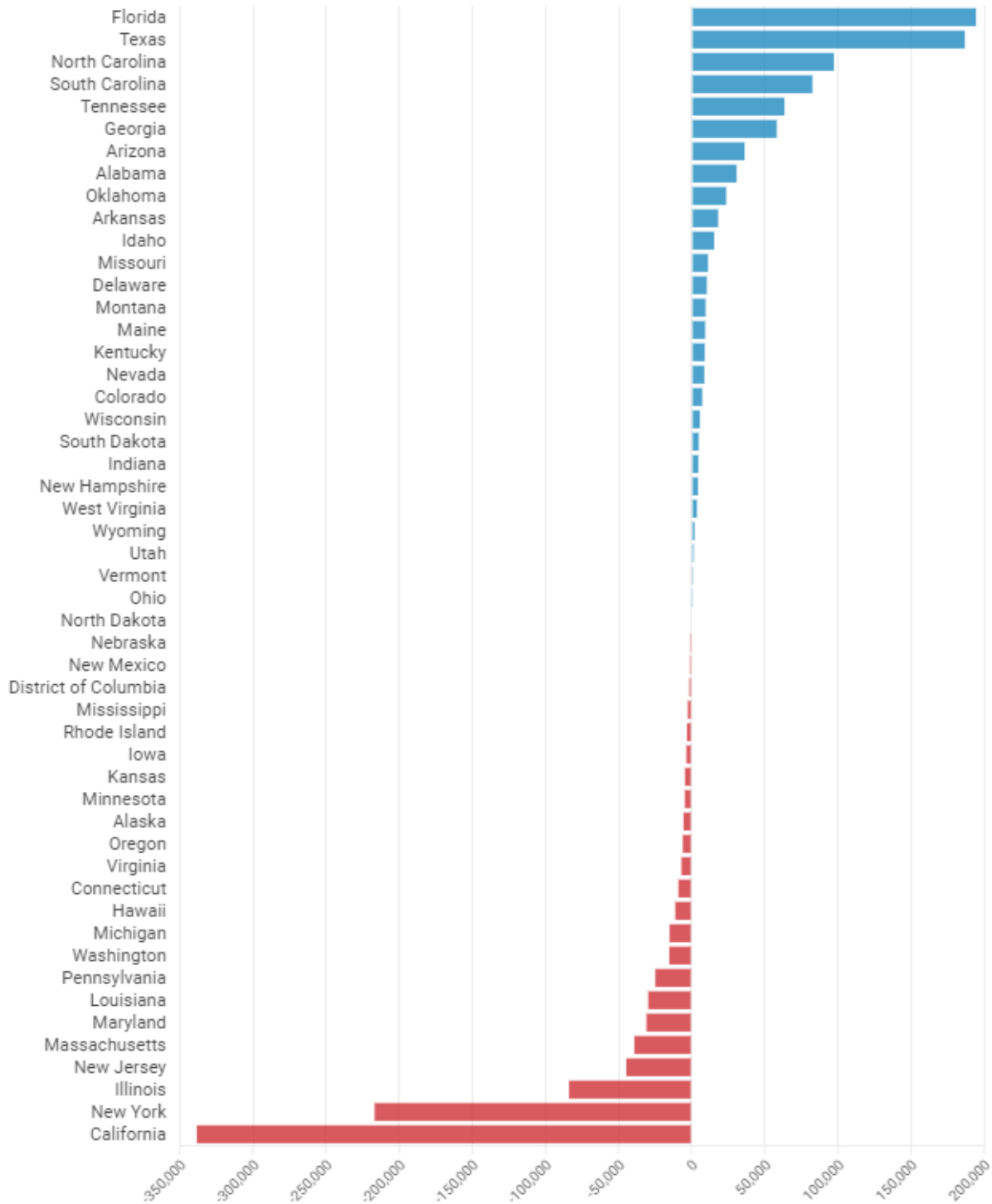
Origins and Destinations of Domestic Migration in the U.S. and Colorado

Across the U.S., Florida, Texas and the Carolinas were the most popular destinations. Of the people who moved to a different state in 2023, 53% moved to Florida, Texas, or North Carolina. The majority of people moved away from California, New York, and Illinois.

The state of Colorado gained more people from California than any other state, 11,364 in total. This net gain was nearly twice the amount Colorado gained from Texas, which had the second-highest net gain. North Carolina, Virginia, and Arizona come next.

Colorado lost more people to Nevada than any other state, 6,168 in total. Oklahoma, Wyoming, and Arkansas were the states with the next-highest net gains of Coloradans.

2023 Domestic Migration By State

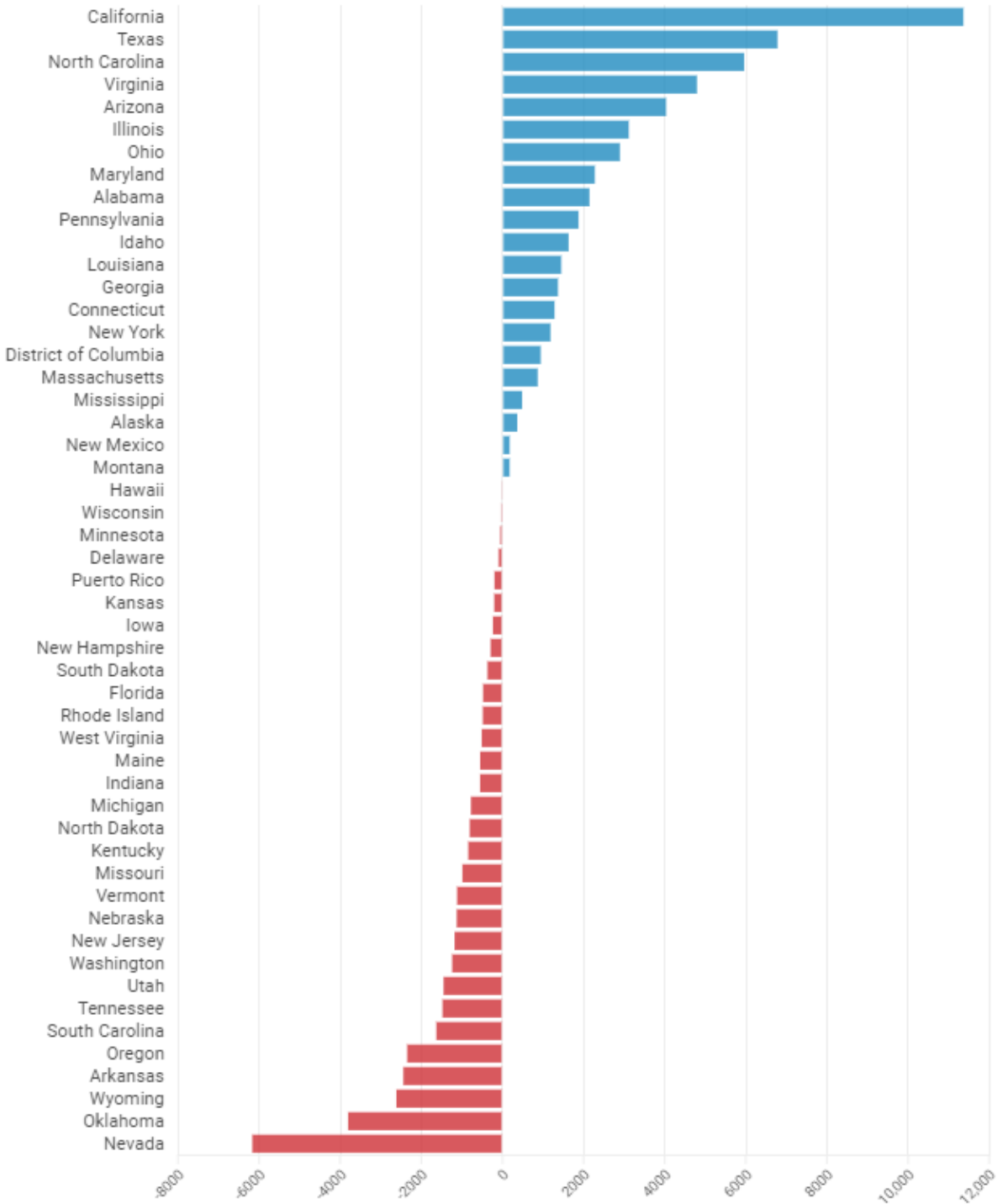


Source: U.S. Census



2023 Colorado Domestic Migration

Net Change in Domestic Migration To and From Colorado by State



Source: U.S. Census

